

FFSMC SERIES

WRAS APPROVED



Submerged type float switch for reservoir and industrial waste water systems.

This self-weighted cable end float switch is designed for use in turbulent water and water with suspended agglomerates, such as sewer water.

The switch is water resistant up to a depth of 100m, and is insensitive to humidity and condensation, due to the particular design of the switch element. This makes it suitable for applications where there may be wide or rapid fluctuations in ambient or water temperatures. Switching capacity of this new design of self-cleaning switch element is 10A at 250V ac.

The outer casing is manufactured in blow moulded Polyethylene (PEHD) and the switch element is surrounded by non-hygroscopic closed cell expanded polyurethane, hermetically sealing the unit.

The switch is fitted with an internal weight such that it fixes the centre of gravity, and rotation, close to the cable entry. An external counterweight is supplied to adjust the pivot position.

The moulding shape is rounded to prevent the accumulation of solids, that could cause the float to sink.

Features

- Operates in Turbulent Fluids
- Unaffected by Suspended Solids
- WRAS approved
- Cable Mounting
- 100m Depth Capability

SPECIFICATIONS

Technical

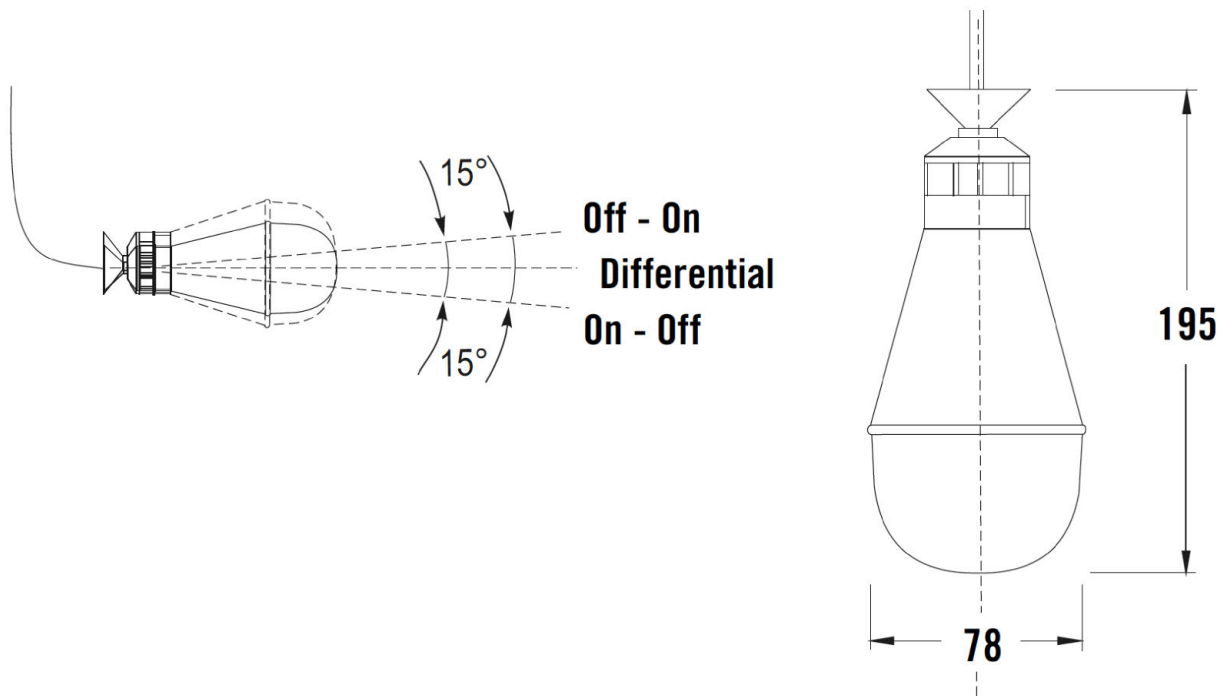
		FFSMC10AW	FFSMC10BW
Contact Form		N/O	N/C
Switching Current Max. Resistive		10A	
Switching Current Max. Inductive	AC	4A	
	DC	1A	
Power Rating Max	AC VA	750	
	DC W	180	

		FFSMC10AW	FFSMC10BW
Switching Voltage Max	AC V	250	
	DC V	110	
Cable Material		WRAS approved	
Cable Length		5m with protective earth wire included	
Body Material		High Density Polyethylene	
Temperature Range	°C	0/ +55 (WRAS approved for use up to 23° C)	
	°F	+32 / +131	
Max. Working Pressure	bar	10	

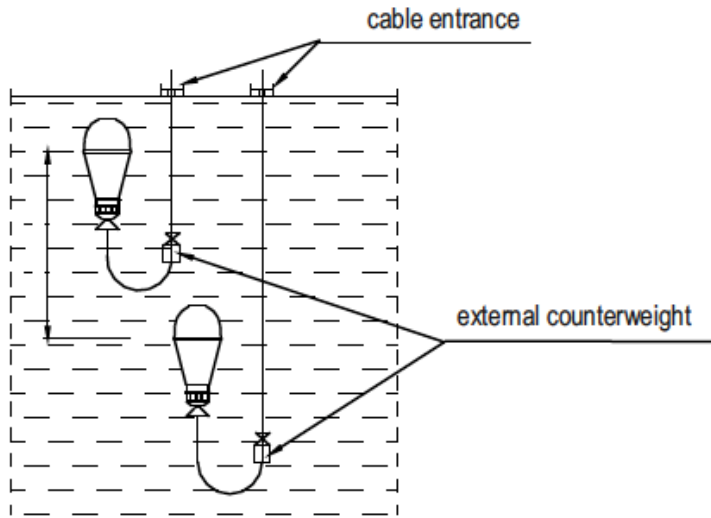
It is necessary to use an auxiliary relay, when switching pump motors or any loads that are not purely resistive.

DIMENSIONS

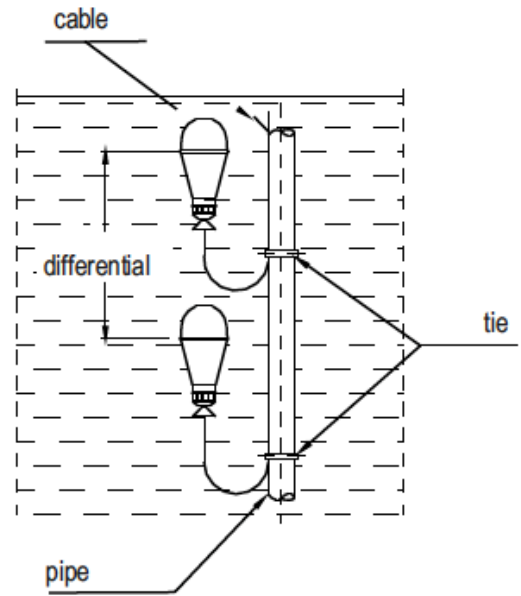
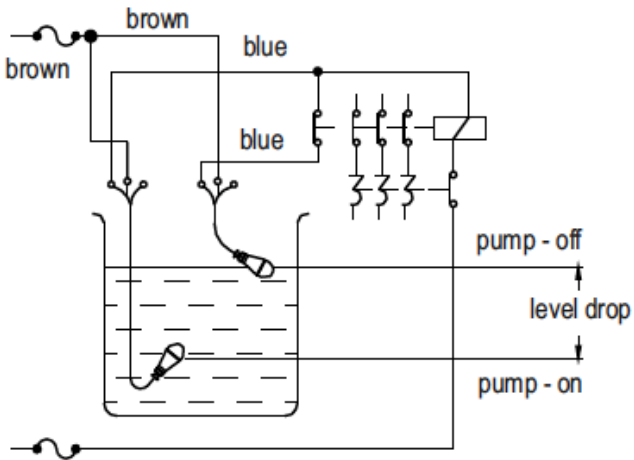
All dimensions are in millimeters.



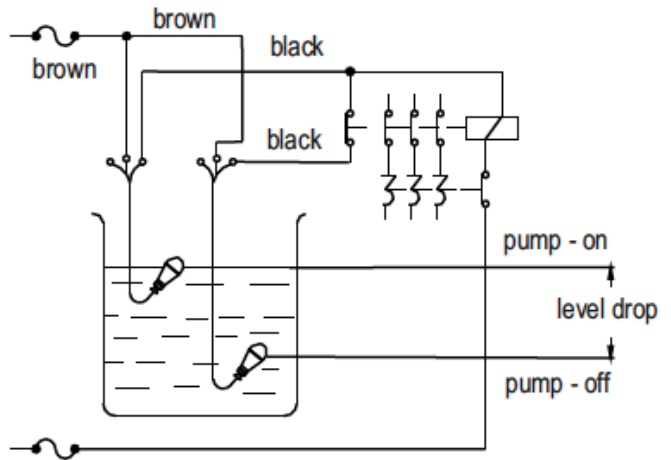
INSTALLATION



wiring diagram for filling pump

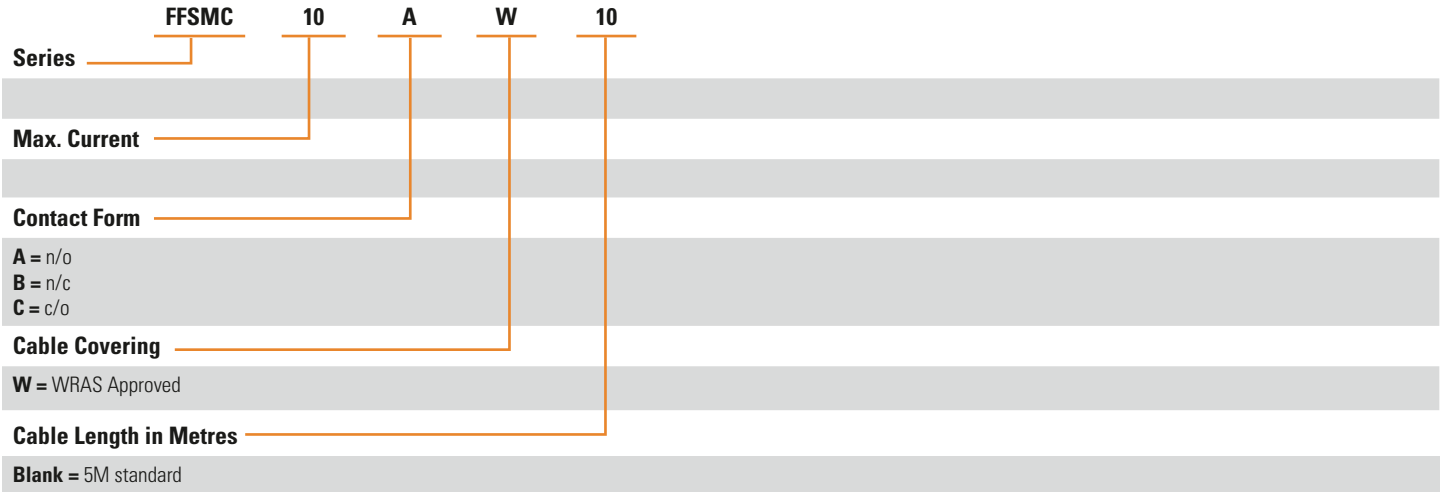


wiring diagram for emptying pump



ORDERING OPTIONS

Example : FFSMC10AW10



Made in the UK

Page 4

Datasheets provided by Sensata Technologies, Inc., its subsidiaries and/or affiliates ("Sensata") are solely intended to assist third parties ("Buyers") who are developing systems that incorporate Sensata products (also referred to herein as "components"). Buyer understands and agrees that Buyer remains responsible for using its independent analysis, valuation, and judgment in designing Buyer's systems and products. Sensata datasheets have been created using standard laboratory conditions and engineering practices. Sensata has not conducted any testing other than that specifically described in the published documentation for a particular datasheet. Sensata may make corrections, enhancements, improvements, and other changes to its datasheets or components without notice.

Buyers are authorized to use Sensata datasheets with the Sensata component(s) identified in each particular datasheet. HOWEVER, NO OTHER LICENSE, EXPRESS OR IMPLIED, BY ESTOPPEL OR OTHERWISE TO ANY OTHER SENSATA INTELLECTUAL PROPERTY RIGHT, AND NO LICENSE TO ANY THIRD PARTY TECHNOLOGY OR INTELLECTUAL PROPERTY RIGHT, IS GRANTED HEREIN. SENSATA DATASHEETS ARE PROVIDED "AS IS". SENSATA MAKES NO WARRANTIES OR REPRESENTATIONS WITH REGARD TO THE DATASHEETS OR USE OF THE DATASHEETS, EXPRESS, IMPLIED, OR STATUTORY, INCLUDING ACCURACY OR COMPLETENESS. SENSATA DISCLAIMS ANY WARRANTY OF TITLE AND ANY IMPLIED WARRANTIES OF MERCHANTABILITY, FITNESS FOR A PARTICULAR PURPOSE, QUIET ENJOYMENT, QUIET POSSESSION, AND NON-INFRINGEMENT OF ANY THIRD PARTY INTELLECTUAL PROPERTY RIGHTS WITH REGARD TO SENSATA DATASHEETS OR USE THEREOF.

All products are sold subject to Sensata's terms and conditions of sale supplied at www.sensata.com. SENSATA ASSUMES NO LIABILITY FOR APPLICATIONS ASSISTANCE OR THE DESIGN OF BUYERS' PRODUCTS. BUYER ACKNOWLEDGES AND AGREES THAT IT IS SOLELY RESPONSIBLE FOR COMPLIANCE WITH ALL LEGAL, REGULATORY, AND SAFETY-RELATED REQUIREMENTS CONCERNING ITS PRODUCTS, AND ANY USE OF SENSATA COMPONENTS IN ITS APPLICATIONS, NOTWITHSTANDING ANY APPLICATIONS- RELATED INFORMATION OR SUPPORT THAT MAY BE PROVIDED BY SENSATA.

Mailing Address: Sensata Technologies, Inc., 529 Pleasant Street, Attleboro, MA 02703, USA

CONTACT US

Sensata Technologies
Jan Tinbergenstraat 80
7559 SP Hengelo
The Netherlands
1-508-236-3800
+44 (0)1202 897969
cynergy3.enquiries@sensata.com