

## LC SERIES

### CABLES FOR SENSORS WITH M12 ROUND CONNECTION



The LC cable series can be used with sensors that have M12 round connectors (IEC61076-2-101).

These are supplied as standard with choice of PVC or PUR/PVC sheath insulated cables in lengths of 2, 5 and 10 metres and with either straight or elbow connector bodies.

#### Features

- 4 pole M12 connector to IEC61076-2-101
- IP67 protection IEC 60529 (a3)
- Anti-vibration system
- Head temperature range -40 90°C, with good resistance to oils
- Choice of PVC or PUR/PVC cable insulation

## SPECIFICATIONS

### Technical

<b>Protection degree IEC 60529 (a3)</b>	Ip67 When used in conjunction with a suitable Sensata switch
<b>Head temperature range °C</b>	-40 to 90
<b>Cable temperature range °C</b>	PVC -25 to 90 PUR -25 to 80
<b>Housing oil resistance</b>	Very good
<b>Housing material</b>	TPU (polyurethane)
<b>Contact material</b>	Gold over nickel plated CuZn
<b>Locking nut material</b>	Nickel plated Brass
<b>Conductor size</b>	4/0.34 mm <sup>2</sup>

### Electrical

<b>Voltage AC Max</b>	V	250
<b>Voltage DC Max</b>	V	250
<b>Current Max @40°C</b>	A	4
<b>Voltage drop @1A x 1M</b>	V	0.13

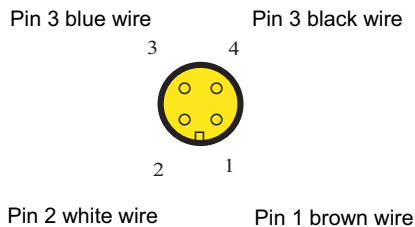
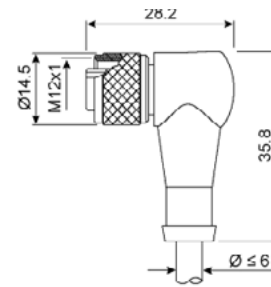
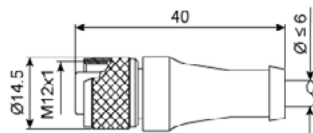
## STANDARD PARTS

Standard Parts	Cable sheath	Wire insulation	Wire cores	Body type	Length (m)
LC02FBS-PVC	PVC	PVC	4/0.34	Straight	2
LC05FBS-PVC	PVC	PVC	4/0.34	Straight	5
LC10FBS-PVC	PVC	PVC	4/0.34	Straight	10
LC02FBS-PUR	PUR	PVC	4/0.34	Straight	2
LC05FBS-PUR	PUR	PVC	4/0.34	Straight	5
LC10FBS-PUR	PUR	PVC	4/0.34	Straight	10
LC02FBR-PVC	PVC	PVC	4/0.34	Elbow	2
LC05FBR-PVC	PVC	PVC	4/0.34	Elbow	5
LC10FBR-PVC	PVC	PVC	4/0.34	Elbow	10
LC02FBR-PUR	PUR	PVC	4/0.34	Elbow	2
LC05FBR-PUR	PUR	PVC	4/0.34	Elbow	5
LC10FBR-PUR	PUR	PVC	4/0.34	Elbow	10

Custom versions can be made for particular applications. Please contact Sensata with your requirements.

## DIMENSIONS

All dimensions are in millimeters



Datasheets provided by Sensata Technologies, Inc., its subsidiaries and/or affiliates ("Sensata") are solely intended to assist third parties ("Buyers") who are developing systems that incorporate Sensata products (also referred to herein as "components"). Buyer understands and agrees that Buyer remains responsible for using its independent analysis, valuation, and judgment in designing Buyer's systems and products. Sensata datasheets have been created using standard laboratory conditions and engineering practices. Sensata has not conducted any testing other than that specifically described in the published documentation for a particular datasheet. Sensata may make corrections, enhancements, improvements, and other changes to its datasheets or components without notice. Buyers are authorized to use Sensata datasheets with the Sensata component(s) identified in each particular datasheet. HOWEVER, NO OTHER LICENSE, EXPRESS OR IMPLIED, BY ESTOPPEL OR OTHERWISE TO ANY OTHER SENSATA INTELLECTUAL PROPERTY RIGHT, AND NO LICENSE TO ANY THIRD PARTY TECHNOLOGY OR INTELLECTUAL PROPERTY RIGHT, IS GRANTED HEREIN. SENSATA DATASHEETS ARE PROVIDED "AS IS". SENSATA MAKES NO WARRANTIES OR REPRESENTATIONS WITH REGARD TO THE DATASHEETS OR USE OF THE DATASHEETS, EXPRESS, IMPLIED, OR STATUTORY, INCLUDING ACCURACY OR COMPLETENESS. SENSATA DISCLAIMS ANY WARRANTY OF TITLE AND ANY IMPLIED WARRANTIES OF MERCHANTABILITY, FITNESS FOR A PARTICULAR PURPOSE, QUIET ENJOYMENT, QUIET POSSESSION, AND NON-INFRINGEMENT OF ANY THIRD PARTY INTELLECTUAL PROPERTY RIGHTS WITH REGARD TO SENSATA DATASHEETS OR USE THEREOF.

All products are sold subject to Sensata's terms and conditions of sale supplied at [www.sensata.com](http://www.sensata.com). SENSATA ASSUMES NO LIABILITY FOR APPLICATIONS ASSISTANCE OR THE DESIGN OF BUYERS' PRODUCTS. BUYER ACKNOWLEDGES AND AGREES THAT IT IS SOLELY RESPONSIBLE FOR COMPLIANCE WITH ALL LEGAL, REGULATORY, AND SAFETY-RELATED REQUIREMENTS CONCERNING ITS PRODUCTS, AND ANY USE OF SENSATA COMPONENTS IN ITS APPLICATIONS, NOTWITHSTANDING ANY APPLICATIONS-RELATED INFORMATION OR SUPPORT THAT MAY BE PROVIDED BY SENSATA.

Mailing Address: Sensata Technologies, Inc., 529 Pleasant Street, Attleboro, MA 02703, USA

## CONTACT US

**Sensata Technologies**  
 Jan Tinbergenstraat 80  
 7559 SP Hengelo  
 The Netherlands  
 1-508-236-3800  
 +44 (0)1202 897969  
[cynergy3.enquiries@sensata.com](mailto:cynergy3.enquiries@sensata.com)